


TERRA

Diode-pumped Nd:YLF laser, kHz repetition rates



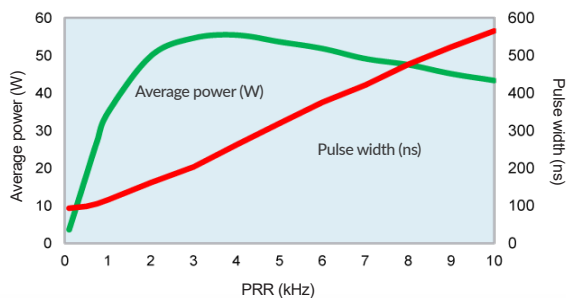
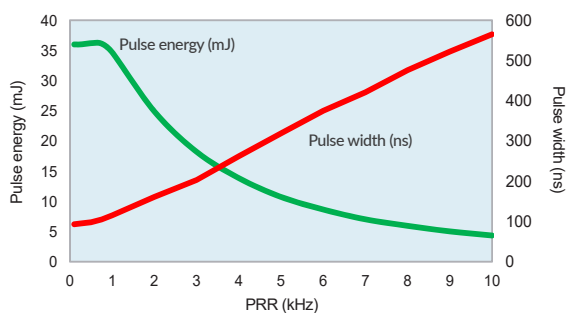
MAIN FEATURES

- > 30 mJ at 1 kHz
- Average power > 50 W @ 3 kHz
- Repetition rates up to 10 kHz
- Exceptional beam pointing and power stability
- Compact, rugged & hermetically sealed laser head
- Quick & easy diode module replacement (3 min)
- Optimized for ultrafast amplifier pumping

MAIN APPLICATIONS

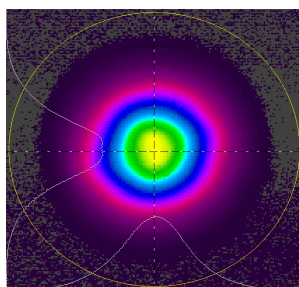
- TI:SAPPHIRE PUMPING
- LIDAR
- COMBUSTION ANALYSIS
- LIF
- STENT/GLASS/PCB/FINE METAL CUTTING
- DIAMOND/
GEMSTONE PROCESSING

Performances

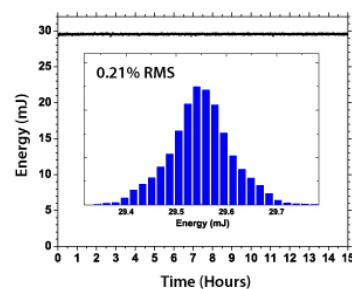


Terra 527-50

Typical beam profile



Typical energy stability



Terra 527-40

www.quantel-laser.com

Many options and configurations are available. Please contact Lumibird to find the best match for your needs and compatibility between options.

SPECIFICATIONS

	Terra 527-50	Terra 527-40	Terra 527-30	Terra 527-20
Wavelength (nm)	527			
Pulse repetition rate (kHz) ⁽¹⁾	0.1 - 10			
Energy at 0.1 - 1 kHz (mJ)	30	25	20	15
Average power @ 3 kHz (W)	50	40	30	20
Pulse-to-pulse energy stability (% RMS)	< 0.5			
Pulse width (ns)	< 140	< 150	< 160	< 170
Beam diameter at output (mm) ⁽²⁾	~ 2.5			
Beam divergence (mrad) ⁽²⁾	8			
Pointing stability (μrad RMS)	< 25			
Time jitter (ns RMS)	< 3			
Polarization	Horizontal			
Beam quality (M ²)	< 12			
Transverse mode	MM			

All specifications at 1 kHz unless otherwise noted

(1) Single shot to 0.1 kHz available with external trigger

(2) Measured at 13.5 % level at output window

OTHER INFORMATION

Power requirements	Power supply	Single phase: 200-240 VAC, 50/60 Hz Operating current: 5 A, max current: 10 A
	Chiller	Single phase: 230 ± 10% VAC, 50/60 Hz Operating current: 10 A, max current: 15 A
Cooling	Water to air - Water to water cooling options available	
Operating temperature	+ 15 °C to + 35 °C	
Storage temperature ⁽¹⁾	- 20 °C to + 50 °C	
Relative humidity	8 - 80 %, non-condensing	
Cable length (m)	3.65	
Weight (kg)	Laser head	9
	Power supply	17.7
	Chiller	55
Control interface	Serial interface	RS 232
	Rear connections	External beam enable, external trigger
	Control software	MS Windows-based laser commander

(1) System flushed and drained with ethylene glycol/water mixture

www.quantel-laser.com

Many options and configurations are available. Please contact Lumibird to find the best match for your needs and compatibility between options.

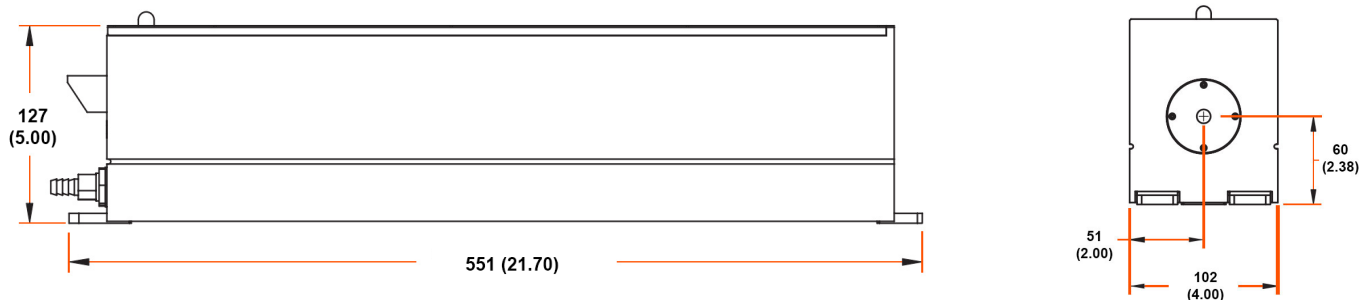
TERRA

Diode-pumped Nd:YLF laser, kHz repetition rates

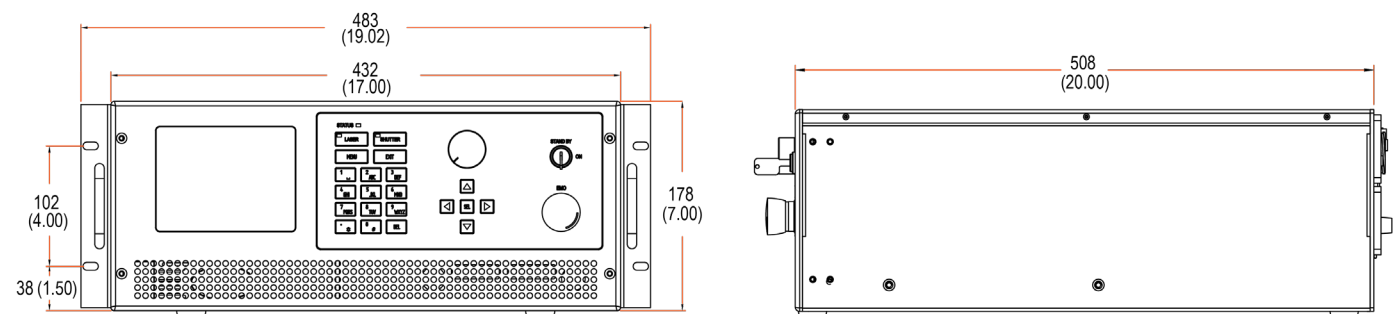


Laser head

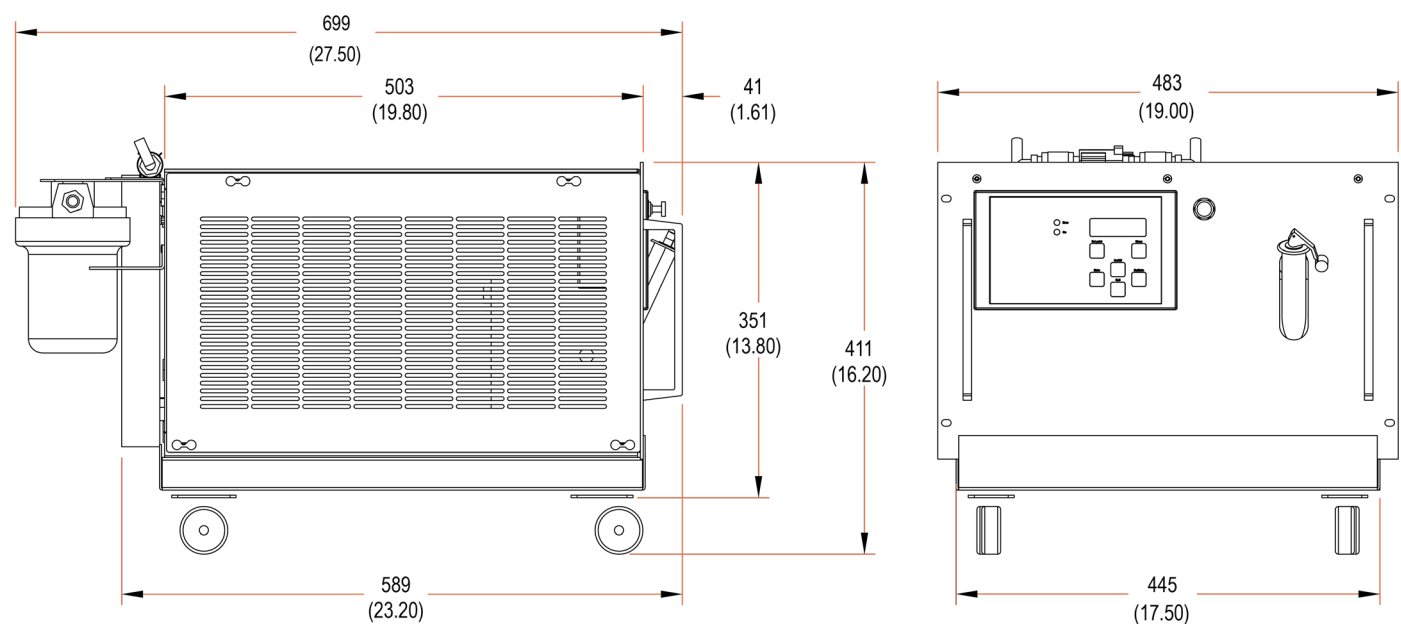
Dimensions in mm (inches)



Power supply



Chiller



DANGER
INVISIBLE LASER RADIATION
AVOID EYE OR SKIN EXPOSURE TO
DIRECT OR SCATTERED RADIATION
CLASS 4 LASER PRODUCT

www.quantel-laser.com

Many options and configurations are available. Please contact Lumibird to find the best match for your needs and compatibility between options.



Lumibird has locations across the globe that are available to provide support for any product, service or inquiry. Visit www.lumibird.com to connect with any of our global sites.